

No-Flow Epoxy Prepreg

- Tg of 170° C – Thermally Stable
- Multifunctional, UL 94-V0
- 45 Minute Cure Time
- No-Flow in Relief Areas
- Wide Processing Latitude

General Introduction

Arlon's 49N Multifunctional No-Flow Epoxy prepregs are IPC-4101 Qualified and provide UL-94 V0 performance. With a 170°C Tg, it exceeds the thermal capabilities of current acrylic adhesives or traditional no-flow epoxy products. Available on 106 and 1080 E-glass fabrics, 49N provides an engineered solution to a variety of bonding needs.

Engineered Solutions for Critical Applications

Bonding Flex Rigid Layers
Bonding Rigid Caps to RFPWB's
Bonding Insulators to PWB's
Bonding Heat Sinks to PWB's

- 1) **Bonding rigid-flex printed wiring board (RFPWB) layers together and bonding rigid (0.005" multifunctional) caps to flexible layers.**
49N No-Flow has the low expansion characteristics associated with the higher Tg of a multifunctional system and reduces the probability of PTH failures, cracked barrels and lifted pads often associated with flex-rigid applications.
Note: use of flex layers with the least possible thickness of acrylic adhesive, or use of adhesiveless flex layers, will further reduce risk of PTH failure. Use of a thicker cap layer (0.010" if possible) will reduce the probability of pad lifting.
- 2) **Bonding multifunctional (0.005" Unclad) insulators to multifunctional PWB's.**
Insulators frequently contain clearance areas (cutouts) which must remain free of resin flow. Standard acrylic or difunctional FR-4 prepregs may also be unable to withstand thermal cycling requirements and result in delamination. 49N multifunctional no-flow matches the properties of the multifunctional PWB's.
- 3) **Bonding Heat Sinks to PWB's.**
A wide variety of heat sinks must be bonded to PWB's. In many cases, regardless of the material from which the PWB is manufactured, relatively low temperatures and pressures are used in bonding to prevent damage to the reflowed tin lead surface already in place. 49N can be bonded using a variety of temperature and pressure cycles, yet provide thermal stability in use.

Benefits of Using 49N No-Flow

- **Reduction in Z-Axis Expansion** when compared to standard difunctional or tetrafunctional epoxy or acrylic adhesive systems.
- **Improved Thermal Stability** compared to standard FR-4 or acrylic systems.
- Cure Time 45 Minutes
- **Compatible with most standard conformal coatings.**
- **Resin Chemistry Compatible With Standard FR-4** and tetrafunctionals used in rigid sections of RFPWB's.
- **Resistant to Methylene Chloride** and other chemicals used in the PWB process.
- **Non-Flowing into Clearance and Relief Areas.** *[Note: Clearance and relief areas are clearances in an outer layer of material that provide access to the layer underneath it, usually for component mounting. This is also the demarcation line between the rigid and flex portions, where the rigid cap "steps down" to the flexible layer of a rigid-flex PWB.]*

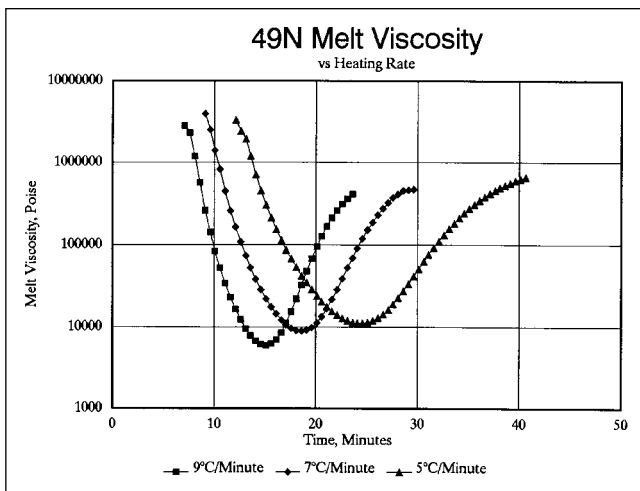
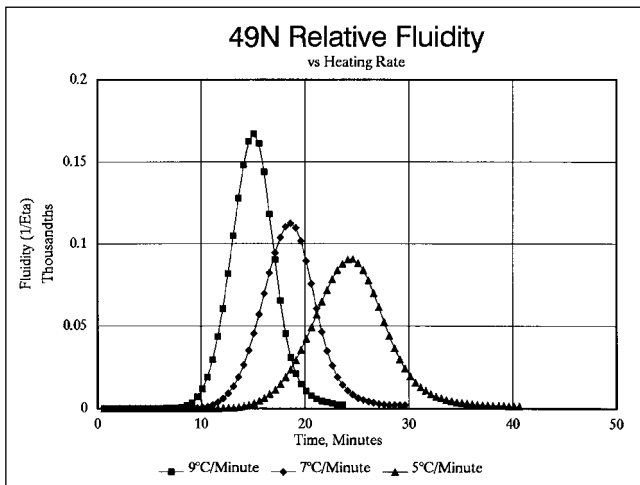
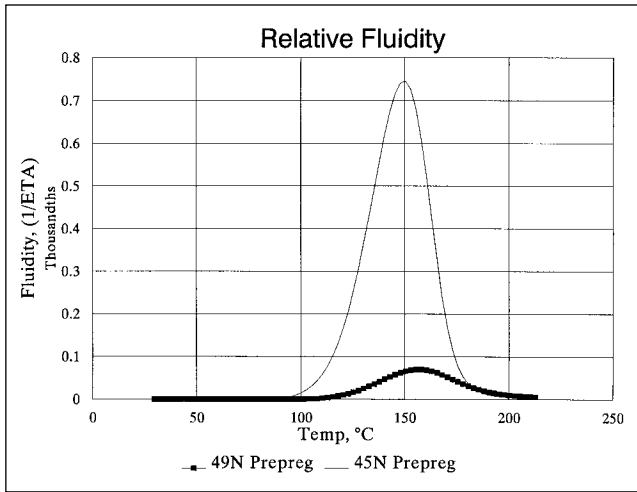
The logo for Arlon, featuring the word "ARLON" in a bold, red, sans-serif font.

MATERIALS FOR ELECTRONICS

Product Availability

49N0675,	75% RC,	104 Glass,	Resin Flow is < 3% Typical
49N0672,	72% RC,	106 Glass,	Resin Flow is < 3% Typical
49N8065,	65% RC,	1080 Glass,	Resin Flow is < 3% Typical

Resin Flow is <3.0% Typical



49N Resin Rheology

Although it is classified as a “No Flow”, its rheological characteristics have been engineered to provide maximum flexibility in designing lamination cycles. As a result, Arlon’s 49N No-Flow Multifunctional

prepreg is processable under a wide range of process conditions.

Fluidity curves illustrate the relative fluidity of 49N compared with conventional Tetrafunctional FR-4 and Polyimide. Fluidity is the mathematical inverse of viscosity (1/ETA*, where ETA* is expressed in poise) and indicates both the point where flow begins to occur and the point of greatest flow.

49N Fluidity Curves indicate the effect of heatup rate on fluidity. Note that the faster heatup rates give higher fluidity.

In addition, 49N viscosity curves are provided on a time base at different rates of heating to illustrate more clearly the effect of varying heat rate on viscosity and “working window”. Note that the time to minimum viscosity varies with heatup rate.

The use of these sets of rheological curves includes determining when to apply pressure and providing a means to increase or reduce total flow of the system during processing.

Process Guidelines

Prepreg Storage is critical for No-Flow prepregs because, unlike normal higher flow materials, no-flows cannot displace air voids or voids caused by expanding moisture. Before use, we advise vacuum desiccation of 49N for 12 to 24 hours at 29” Hg.

Vacuum or vacuum assist lamination is required for removal of any entrapped air. Although 49N is very process tolerant, No-Flow products do not displace entrapped gasses as well as normal prepregs, and vacuum will help assure a void-free final product.

49N bonds well with either a cold press start or a hot start.

Use of a silicone rubber pad or other appropriate hydraulic material to balance the pressure over the board area is suggested for most flex-rigid applications.

Bonding of heat sinks is different from RFPWB manufacture, and may require lower temperatures and/or pressures. It is possible to laminate 49N as low as 300°F (148°C) and at pressures of 60-80 psi where heat sink bonding must not cause solder to remelt. Somewhat longer cure times (2 hours) will be needed to get proper cure at low temperatures.

ARLON

MATERIALS FOR ELECTRONICS

RFPWB Lamination Cycle

- 1) Vacuum draw down the package for 45-60 minutes at 29" Hg or better before loading in the press. Press under vacuum and maintain the vacuum beyond the set point of the resin (320-340°F) (160-171°C).
- 2) Start with a hot press, with platen temperature 360°F (182°C).
- 3) Control the heat rise to 10-16°F/min (5-7°C/min) in the interval between 150-250°F (65-121°C).
- 4) Set lamination pressure between 150 and 300 psi, depending on panel size and complexity. Recommended starting point pressures were derived using a statistical analysis of laminating data. Caution: many factors will affect the determination of the "right" pressure for use with the product. A thorough test of the product for the proposed application is advised.

If the material being laminated is fairly small and has a number of cutouts, the effective area can be significantly reduced, and pressure may have to be cut back accordingly to avoid excessive flow into cutout areas.

- 5) Cure time is 45 minutes at 360°F (182°C). (If lower temperatures must be used, such as for heat sink bonding, time must be extended accordingly.)

Typical Properties: Rigid Laminate

Glass Transition Temperature		170°C
Continuous Operating Temperature		140°C
Flammability (UL File E48692)		94 V0
Coefficient of Thermal Expansion (ppm/°C)		Z = 56
Peel Strength (lb/in) when laminated to 1 ounce E.D. Copper		9.0
Flexural Strength (psi)		84,000
Water Absorption (%)		0.1
Dielectric Constant	0.062" Rigid (1 MHz)	4.8
(Permittivity)	0.008" Laminate (1 MHz)	4.4
Dissipation Factor		0.025
Volume Resistivity (Megohm-cm)	Ambient	2.6 x 10 ⁷
	Cond. D24/23	3.3 x 10 ⁶
Surface Resistivity (Megohms)	Ambient	2.9 x 10 ⁷
	Cond. D24/23	4.0 x 10 ⁶

Data provided herein is provided for reference purposes only and are not intended to be sales specifications. Determination of the suitability of any of these materials for a particular application is the sole responsibility of the user. Furthermore, no suggestion for use, or material supplied shall be construed as a recommendation or inducement to violate any law or infringe any patent.



MATERIALS FOR ELECTRONICS

1100 Governor Lea Road, Bear, DE 19701 • Telephone: (302) 834-2100, (800) 635-9333 • Fax: (302) 834-2574
 9433 Hyssop Drive, Rancho Cucamonga, CA 91730 • Telephone: (909) 987-9533 • Fax: (909) 987-8541
 37 Rue Collange, 92300 LeVallois, Perret, France • Telephone: (33) 1-427-02642 • Fax: (33) 1-427-02798
 44 Wilby Avenue, Little Lever, Bolton, Lancashire, BL31QE, U.K. • Telephone: (44) 120-457-6068 • Fax: (44) 120-479-6463
 Website: www.arlonmed.com • E-mail: substrates@arlon-med.com

**Arlon is an
ISO 9002
Registered
Company**